

2017 JSSL Championship Meet

July 16, 2017
De Anza College

Marshal & Bathroom Monitor Packet

Hello Champs Marshals and Bathroom Monitors!

Because we are no longer utilizing the “red coats” at Stanford, the marshal job becomes very important and a bit chaotic. There are over 40 marshals spread across three shifts, so there are a lot of moving parts. Bathroom monitors also play an important job because there are locker rooms with plenty of hidden hallways – places young boys and girls can hide, get in trouble, and miss their races.

This document describes the responsibilities of all the marshals and bathroom monitors.


Table of Contents

Changes from 2016.....	2
Behavior Management!.....	2
Morning Meetings for Marshals and Bathroom Monitors	2
Marshal Shifts & Responsibilities.....	3
Warm Up Lanes	4
Bathroom & Locker Room Monitor Responsibilities	5
Marshal & Bathroom Assignments & Contact Info	6
Meet Schedule & Maps	7
Safety Notice & Parent Restrictions	8



2017 JSSL Championship Meet

July 16, 2017
De Anza College



Marshal & Bathroom Monitor Packet

Changes from 2016

If you attended champs last year, here is a quick summary of the changes pertinent to marshals:

- Five warm-up lanes will be available during the meet at the far end of the competition pool, for 11 & older swimmers (2016 allowed for only 3 lanes).
- Clerk of the Course has moved to the northwest corner. Hospitality has moved to the northeast corner.
- The northeast stairway will be closed to all traffic. (This was the stairway used for Clerk of Course entry in 2016).
- The southwest stairway will be open to Data Room Runners only.
- All races, including 25-yard swims, will start from the diving blocks. Timers/recorders will move ends.
- Head Marshal will have a walkie-talkie to help coordinate with Head Coordinator, Meet Director, and other marshals as needed.


Behavior Management!

Champs is a chaotic time. It is not your job to be nice. It is your job to monitor behavior and ensure parents and swimmers are following the rules. This is important for everyone's safety and enjoyment of the meet. The top 10 list of dos and don'ts for swimmers, spectators, and marshals:

1. Wear your neon vest proudly. It may be the only time you'll get to feel like a construction worker.
2. The 5 warm-up lanes are not for social hour or teenage flirting. They are for lap swimming only. Marshals need to boot kids that aren't using it properly.
3. Prevent spectators from setting up umbrellas and chairs in breezeways or bleachers. Use your judgment for the 80-year old Grandma that sets up a stadium/bleacher seat on top of the cement bleacher.
4. Some doorways cannot be blocked and aisles need to remain clear. The set-up crew will tape off blocked areas. Ensure families are not setting up in these locations.
5. Traffic control at the two wide stairways will be chaotic. Help swimmers understand the flow and follow the signs.
6. Hurt people should be sent to First Aid, in the northeast corner by the entrance.
7. Carts and wagons are not allowed in the pool venue. Many team spaces are very crowded and wagons and carts will take up valuable space.
8. The long railings are incredibly enticing for young children to hang on. Team Marshals should monitor these young gymnasts and keep them off the railings.
9. Yes, the diving pool is closed. All day.
10. Marshals need to feel empowered to be firm and enforce the rules!


Morning Meetings for Marshals and Bathroom Monitors

- Head Marshal (Saratoga Woods) will lead two morning meetings:
 - **7:15am** for the Pre-Meet shift marshals (Bathroom Monitors not needed at this time).
 - **8:30am** for 1st and 2nd half Marshals and Bathroom Monitors.
- Second half workers should arrive at their positions by event 26 to observe the process before taking over at event 31.



2017 JSSL Championship Meet

July 16, 2017
De Anza College





Marshal & Bathroom Monitor Packet

Marshal Shifts & Responsibilities

Volunteer marshals will sign up for 1 of 3 shifts. The Pre-Meet Shift is from 7:15am – 8:45am. The 1st Half Shift starts with the morning meeting at 8:20am until the end of Event 30. The 2nd Half Shift starts with Event 30 through the end of the meet. The 1st and 2nd half shifts have 1 floater to rotate through to give marshals breaks.

Shifts	# of Marshals	Location Assignment
Pre-Meet Marshals 7:15 am to 8:45 am	15 total <ul style="list-style-type: none"> • 4 (each pool corner) • 3 (pool stairs) • 2 (upper deck breezeways on East/West side) • 6 (team area marshals, 1 from each club) 	1 at each corner of Competition Pool ensuring swimmer warm-ups are safe. Watching swimmer conduct, warm-ups, no diving. 1 at each open staircase keeping unauthorized volunteers/parents off the pool deck. Helping swimmers enter/exit warm-ups. 1 at each covered breezeway on the upper pool deck. Viewing from this area is allowed, but no chairs or seating in this area. Monitors spectators and swimmers in the bleacher "Competition Viewing Area." This area is not for "camping out" for the day. No shade tents, umbrellas or chairs in this area. Makes sure that Team Designated Areas in Upper Pool Deck do not block office doors. Keep an open walkway on Upper Pool Deck.
1st Half Shift 8:30 am to end of event #30 Floater can rotate through stations to give marshals a break.	14 total <ul style="list-style-type: none"> • 2 (warm-up lanes) • 3 (pool stairs) • 2 (upper deck breezeways on East/West side) • 6 (team area marshals, 1 from each club) 	2 marshalling warm-ups in outside 5 lanes of pool; 3 pt entry, no diving. Warm up lanes open to swimmers aged 11+ after 9am. 2 staircases will have swimmers flowing in and out of the pool deck. 1 staircase has runners. 1 at each covered breezeway on the upper pool deck. Viewing from this area is allowed, but <u>no chairs or seating in this area.</u> Monitors spectators and swimmers in the bleacher "Competition Viewing Area." This area is not for "camping out" for the day. No shade tents, umbrellas or chairs in the competition viewing area. Keep an open walkway on Upper Pool Deck.
2nd Half Shift End of Event #30 to end of meet. (must attend 8:30am meeting) Floater can rotate through stations to give marshals a break.	14 total <ul style="list-style-type: none"> • 2 (warm-up lanes) • 3 (pool stairs) • 2 (upper deck breezeways on East/West side) • 6 (team area marshals, 1 from each club) 	2 marshalling warm-ups in outside 5 lanes of pool; 3 pt entry, no diving. Warm up lanes open to swimmers aged 11+ after 9am. 2 staircases will have swimmers flowing in and out of the pool deck. 1 staircase has runners. 1 at each covered breezeway on the upper pool deck. Viewing from this area is allowed, but no chairs or seating in this area. Monitors spectators and swimmers in the bleacher "Competition Viewing Area." This area is not for "camping out" for the day. No shade tents, umbrellas or chairs in the competition viewing area. Keep an open walkway on Upper Pool Deck.



2017 JSSL Championship Meet

July 16, 2017
De Anza College

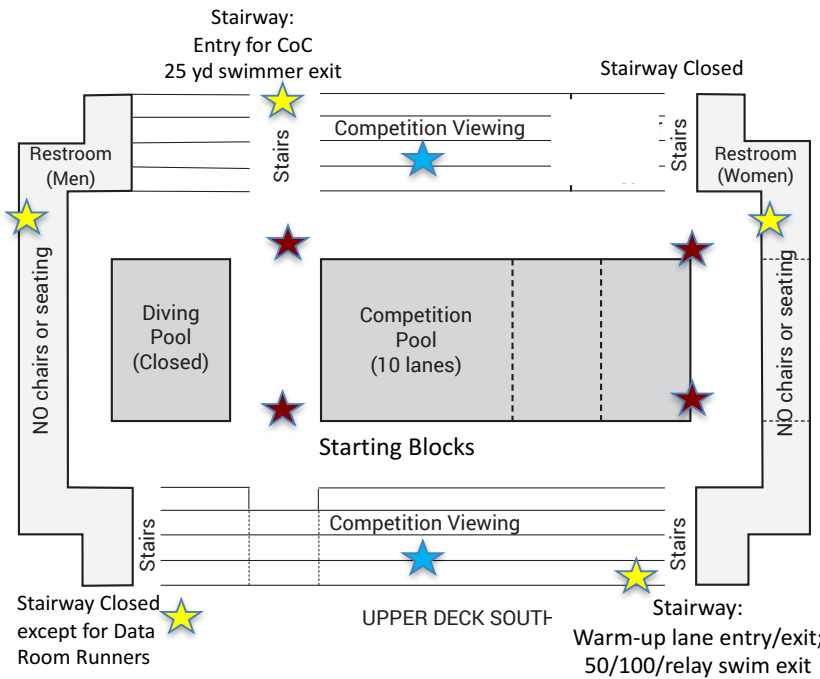
Marshal & Bathroom Monitor Packet

Marshal Map

MARSHAL MAP – 2017 JSSL Champs

★ (2/shift) Covered breezeways
(4/shift) Open stairways + Floater


★ (6/shift) Bleacher Area Marshals
1 / club / shift. Competition viewing area is not for "camping out" for the day. No shade tents, umbrellas or chairs in this area.



- ★ (4 for Pre-Meet Shift) Warm-up lanes 7:15-8:45am
- ★ (2 each for 1st/2nd Shifts) Warm-up lanes
Five outside lanes used.
Warm-up lanes for ages 11+.

3 SHIFTS

- Pre-Meet: 7:15-8:45am
- 1st Half: 8:30-event #30
- 2nd Half: Event #31-end



2017 JSSL Championship Meet

July 16, 2017
De Anza College

Marshal & Bathroom Monitor Packet

Warm Up Lanes

Warm-ups occur between 7:30am and 8:30am in the competition pool for all teams.

7:30-8:00 am

Lanes 1-3	Brookside	Lanes 10-12	Eichler
Lanes 4-6	Cupertino Hills	Lanes 13-15	Greenmeadow
Lanes 7-9	Laurelwood	Lanes 16-18	Saratoga Woods

8:00-8:30 am

Lanes 1-3	Eichler	Lanes 10-12	Brookside
Lanes 4-6	Greenmeadow	Lanes 13-15	Cupertino Hills
Lanes 7-9	Saratoga Woods	Lanes 16-18	Laurelwood

There is **no diving or jumping** in any warm-up area. A “three-point entry” (keeping your hand on the side of the pool) is required in warm-up areas. Please explain this rule to your swimmers.

There will be 5 lanes on the non-competitive side of the pool for warm-ups/warm downs during the meet for **11 and older swimmers only**.

The diving pool remains closed the entire day.


Bathroom & Locker Room Monitor Responsibilities

There are 4 bathroom locations to monitor:

1. Women’s Bathroom
2. Men’s Bathroom
3. Women’s Locker Room
4. Men’s Locker Room


Bathrooms and locker rooms should be checked approximately every 30 minutes. You are responsible for ensuring kids are not playing in the bathrooms, locker rooms, or the hallways leading to the locker rooms (there is a maze of hallways to hide in). You are also checking for supplies and ensuring everything is in working order (clogged toilets, toilet paper).

If you find that a bathroom needs attention or supplies, contact Heather LeRoy (408-836-2236). De Anza custodians will be on site after 10am.



2017 JSSL Championship Meet

July 16, 2017
De Anza College



Marshal & Bathroom Monitor Packet

Marshal & Bathroom Assignments & Contact Info

Head Marshal (Saratoga Woods): Lars Teppo 408-838-7589

Location	Pre-Meet Marshals	1 st Half	2 nd Half
	Name & Cell	Name & Cell	Name & Cell
Female - Bath	NA		
Male - Bath	NA		
Female - Locker	NA		
Male - Locker	NA		
Pool corner			
Pool corner			
Pool corner		NA	NA
Pool corner		NA	NA
Breezeway			
Breezeway			
Stairway	Rob McHenry(B)	Dan Johnson(B)	Miyo Yarrington(B)
Stairway			
Stairway			
Stairway/Floater	NA		
Team Bleacher-B	Jolene Cisler	Phillip Wall	Theo Preller
Team Bleacher-L			
Team Bleacher-S			
Team Bleacher-C			
Team Bleacher-E			
Team Bleacher-G			



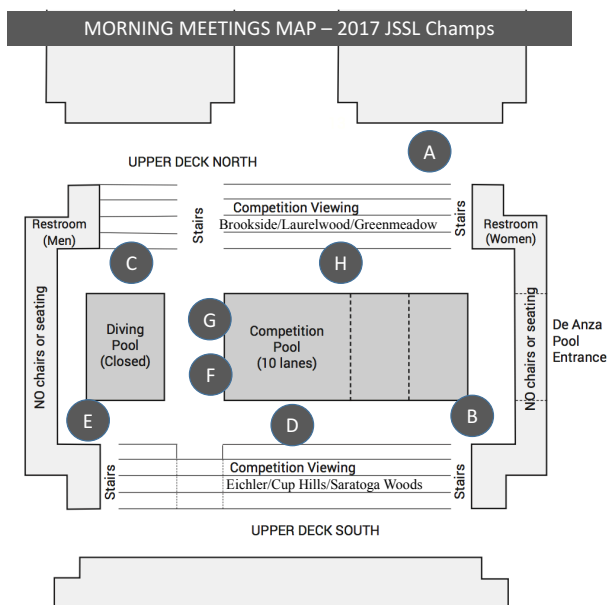
2017 JSSL Championship Meet

July 16, 2017
De Anza College

Marshal & Bathroom Monitor Packet

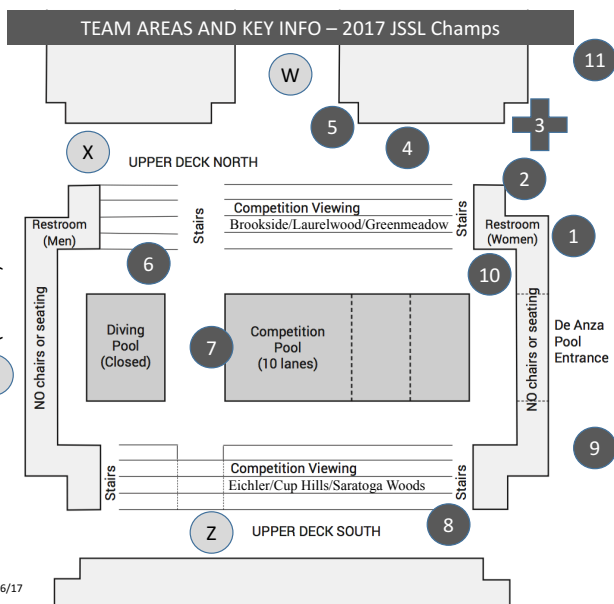
Meet Schedule & Maps

- 6:30 am The facility will be unlocked at 6:30 AM to provide access.
- 7:15am Pre-Meet Marshals meet Head Marshal for morning meeting (“B” on map).
- 8:20am 1st and 2nd Half Marshals and Bathroom Monitors meet Head Marshal for morning meeting (“B” on map).
- 8:30 am Warm-ups end in Competition Pool. Pool is cleared



MEETING TIMES and LOCATIONS	
7:00am	A Volunteer Coordinators
7:15am	B Pre-Meet Marshals
7:15-8:30am	A Volunteer check-in Pick up name tags and deck passes
8:00am	F Head data delivers documentation for Clerk of Course, Place Judges, Timer
8:15am	D Stroke & Turn/ Referee/ Meet Director/
8:15am	H Timers/ Recorders/ Head Starter
8:15am	E Head Runner/ DQ Runners/ Event Sheet Runners
8:20am	C Clerk of Course/All Starting Block
8:20am	B 1 st & 2 nd Half Marshals/ Bathroom & Locker Room Monitors
8:20am	F Head Data/ FastLane Tek/ Data Room Runners/ DQ Readers/ Intermediaries
8:40am	G Head Referee & Head Coaches
9:00am	A All Ribbon workers

rev. 7/17



TEAM AREAS	
Laurelwood & Greenmeadow	W Areas W-Z are designated as Team Areas for shade tents and chairs. Tents and chairs may also be set up outside the venue.
Brookside	X No shade tents or chairs allowed in the competition viewing areas.
Eichler & Saratoga Woods	Y No shade tents or chairs allowed in the competition viewing areas.
Cupertino Hills	Z viewing areas.


KEY INFO	
1	Heat & Lane Assignments
2	Programs
3	First Aid / Lost & Found
4	Results and Ribbons / Volunteer Check-In
5	Jamba Juice
6	Clerk of the Course
7	Head Table/ Announcer/ Coaches
8	Warm-up lane access (11yr+ after 9:00am)
9	T-shirts
10	Hospitality
11	El Grullense Taqueria (breakfast/lunch)

rev. 6/17



2017 JSSL Championship Meet

July 16, 2017
De Anza College



Marshal & Bathroom Monitor Packet

Safety Notice & Parent Restrictions

Please remember that De Anza College Pool was built with collegiate sports in mind. With large numbers of active and inquisitive kids accompanied by involved parents, we need to keep the following in mind:

- No chairs, tents or shades will be allowed in the bleachers (“Competition Viewing Area”) or the breezeways. No “camping out” for the meet in the competition viewing area.
- Parents will not be allowed on deck once competition begins, unless they are working a volunteer job. Parents should discuss this with their younger swimmers so it’s not a surprise. (Coaches could plan how to orient the younger swimmers to the pool area before the start of Champs.)
- There is no horsing around in the pool venue or playing with the fitness equipment.
- The railings on the spectator stands were not designed with small (or even medium sized) children in mind. No one should sit on, hang on, climb on, lean over, etc., the rails.
- Designated warm-up lanes are available after 9am for 11 & older swimmers. There is no diving in the warm-up lanes. A “three point entry” (keeping your hand on the side of the pool) is required in this warm-ups area. Please explain this rule to your swimmers in advance. Marshals are empowered to ask children to leave who are acting inappropriately.
- JSSL swimmers are allowed to use the recreation locker rooms, but the locker rooms will be shared with non-JSSL swimmers. Do not leave items unattended in the locker rooms.
- Parents may want to remind their kids not to leave the complex without permission. Multiple gates will remain open throughout the meet.
- Food is not allowed on the pool deck. Eat only in the designated areas. No cans, bottles or glass containers are permitted at De Anza College.
- No strollers or wagons are permitted and must be left at the designated area by the entrance gate.

PLEASE BE AWARE:

During Champs swim events, parents are not allowed on the pool deck. Parents of younger swimmers will be allowed to accompany their swimmers to the team warm up area only until 8:30 am. All observation and cheering shall be from the bleachers. Only volunteers with the appropriate job/job tags are allowed on deck. Parents are not allowed in either clerk of the course area due to the congestion and confusion it causes. This means parents are NOT allowed to accompany their swimmer(s) to the starting blocks.